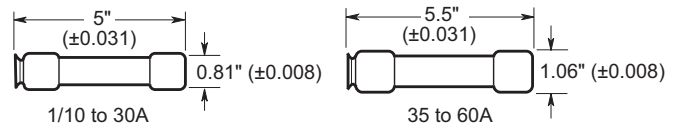


FRS-R – 600Vac/300Vdc, 1/10-60A, Dual Element, Time-Delay Fuses



Dimensions - in



Description: Advanced protection, energy efficient Class RK5 dual element, current-limiting, time-delay fuses with optional open fuse indication on select ratings.

Time-delay – 10 second (minimum) at 500% of rated current.

Catalog Symbol: FRS-R-(amp) (non-indicating)
FRS-R-(amp)ID (indicating)

Ratings:

- Volts – 600Vac, 300Vdc (1/10-30A)
- 600Vac, 250Vdc (35-60A)
- Amps – 1/10-60A
- IR – 200kA Vac RMS Sym.
- 20kA Vdc

Agency Information:

CE, UL Listed, Std. 248-12, Class RK5, Guide JDDZ, File E4273

CSA Certified, C22.2 No. 248.12, Class 1422-02, File 53787

Catalog Numbers (amps) – Non-indicating fuses

FRS-R-1/10	FRS-R-1 1/10	FRS-R-8*
FRS-R-1/8	FRS-R-2	FRS-R-9*
FRS-R-15/100	FRS-R-2 1/4	FRS-R-10*
FRS-R-3/10	FRS-R-2 1/2	FRS-R-12*
FRS-R-1/4	FRS-R-2 3/10	FRS-R-15*
FRS-R-3/10	FRS-R-3	FRS-R-17 1/2*
FRS-R-1/2	FRS-R-3 3/10	FRS-R-20*
FRS-R-5/10	FRS-R-3 1/2	FRS-R-25*
FRS-R-3/10	FRS-R-4	FRS-R-30*
FRS-R-3/10	FRS-R-4 1/2	FRS-R-35*
FRS-R-1	FRS-R-5	FRS-R-40*
FRS-R-1 1/8	FRS-R-5 1/10	FRS-R-45*
FRS-R-1 1/4	FRS-R-6*	FRS-R-50*
FRS-R-1 1/10	FRS-R-6 1/4*	FRS-R-60*
FRS-R-1 1/2	FRS-R-7*	
FRS-R-1 3/10	FRS-R-7 1/2*	

* Open fuse indication available by inserting the suffix "ID." E.g., FRS-R-15ID.

Carton Quantity:

Amp Rating	Carton Qty.
1/10-60	10

Features:

- Dual-element feature provides the best time-delay performance, allowing closer sizing and superior protection of motors and transformers.
- Closer sizing allows for smaller fuses and less costly switches.
- Class RK5 fuses with a 200kA interrupting rating for use in a broad range of applications.
- Provides motor overload, ground fault, and short-circuit protection.
- Helps protect motors against burnout from overloads and single-phasing when sized properly.
- Simplifies and improves blackout prevention (selective coordination).
- Dual-element fuses can be applied in circuits subject to temporary motor overloads and surge currents to provide both high performance short-circuit and overload protection.
- Offers a 10-second time delay at 5 times the rated current.
- The time-delay feature makes it possible to use fuse amp ratings that are much smaller than those of non-time delay fuses. Considerable cost savings occur by permitting the use of smaller size switches, panels, and fuses themselves.
- Provides current limitation to help protect downstream components from high fault currents.
- Gives motor running back-up protection to motors without extra costs.

Recommended Fuse Blocks

Fuse Amps	1-Pole	2-Pole	3-Pole
0-30	R60030-1	R60030-2	R60030-3
35-60	R60060-1	R60060-2	R60060-3

For additional information on the R600 Series of 600 volt fuse blocks, see Data Sheet # 1111.

Fuse Reducers For Class R Fuses

Equipment Fuse Clips	Desired Fuse (Case) Size	Catalog Numbers (Pairs) 600V
60A	30A	NO.663-R
100A	30A	NO.216-R
	60A	NO.616-R
200A	60A	NO.626-R

For additional information on Class R fuse reducers, see Data Sheet # 1118.

FRS-R – 600Vac/300Vdc, 65-600A, Dual Element, Time-Delay Fuses



Description: Advanced protection, energy efficient Class RK5 dual element, current-limiting, time-delay fuses. Time-delay – 10 seconds (minimum) at 500% of rated current.

Catalog Symbol: FRS-R-(amp)

Ratings:

- Volts – 600Vac, 300Vdc
- Amps – 65-600A
- IR – 200kA Vac RMS Sym.
- 20kA Vdc

Agency Information:

CE, UL Listed, Std. 248-12, Class RK5, Guide JDDZ, File E4273
 CSA Certified, C22.2 No. 248.12, Class 1422-02, File 53787

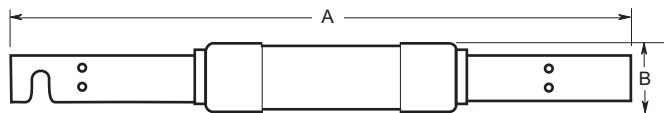
Catalog Numbers (amps)

FRS-R-65	FRS-R-125	FRS-R-350
FRS-R-70	FRS-R-150	FRS-R-400
FRS-R-75	FRS-R-175	FRS-R-450
FRS-R-80	FRS-R-200	FRS-R-500
FRS-R-90	FRS-R-225	FRS-R-600
FRS-R-100	FRS-R-250	
FRS-R-110	FRS-R-300	

Carton Quantity and Weight

Amp Rating	Carton Qty.
65-100	1
101-200	1
201-400	1
401-600	1

Dimensions - in



Amp Ratings	A	B
65-100	7.88 (± 0.062)	1.11 (± 0.02)
110-200	9.63 (± 0.062)	1.61 (± 0.02)
225-400	11.63 (± 0.094)	2.34 (± 0.02)
450-600	13.38 (± 0.094)	2.88 (± 0.02)

Features:

- Provides motor overload, ground fault and short-circuit protection. When used in circuits subject to surge currents such as those caused by motors, transformers and other inductive components, these fuses can be sized close to full-load amps to give maximum overcurrent protection.
- The time-delay feature makes it possible to use fuse amp ratings which are much smaller than those of non-time delay fuses. Considerable cost saving occurs by permitting the use of smaller size switches, panels and fuses themselves.
- Provides a good degree of short-circuit protection (greater current-limitation) to help protect downstream components from high fault currents.
- Gives motor running back-up protection to motors without extra cost.
- Helps protect motors against burnout from overloads and single-phasing when sized properly.
- Simplifies and improves blackout prevention (selective coordination ratios).
- Dual-element fuses can be applied in circuits subject to temporary motor overloads and surge currents to provide both high-performance, short-circuit and overload protection.

Recommended Fuse Blocks

Fuse Amps	1-Pole	2-Pole	3-Pole
70-100	RM60100-1CR	RM60100-2CR	RM60100-3CR
110-200	RM60200-1CR	RM60200-2CR	RM60200-3CR
225-400	RM60400-1CR	RM60400-2CR	RM60400-3CR
450-600	RM60600-1CR	RM60600-2CR	RM60100-3CR

For additional information on the RM Series of 600 volt fuse blocks, see product brochure # 3192.

Fuse Reducers For Class R Fuses

Equipment Fuse Clips	Desired Fuse (Case) Size	Catalog Numbers (Pairs) 600V
200A	100A	NO.2621-R
	200A	NO.2641-R
400A	100A	NO.642-R
	200A	NO.2661-R
600A	200A	NO.2662-R
	400A	NO.2664-R†

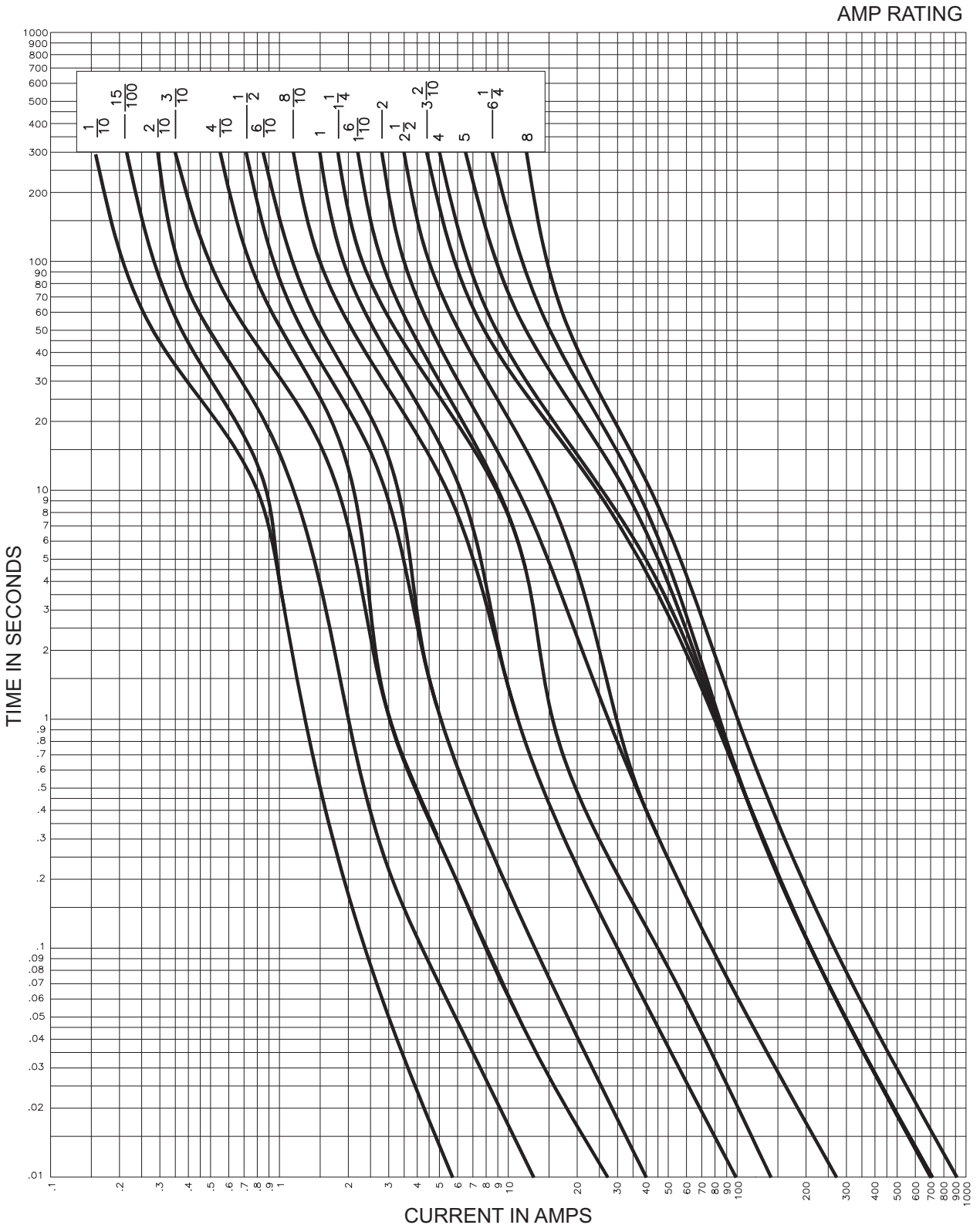
† Single reducer only (pair not required).

For additional information on Class R fuse reducers, see Data Sheet # 1118.

FRS-R — 600Vac/300Vdc, 1/10-60A, Dual Element, Time-Delay Fuses

Time-Current Curves - Average Melt

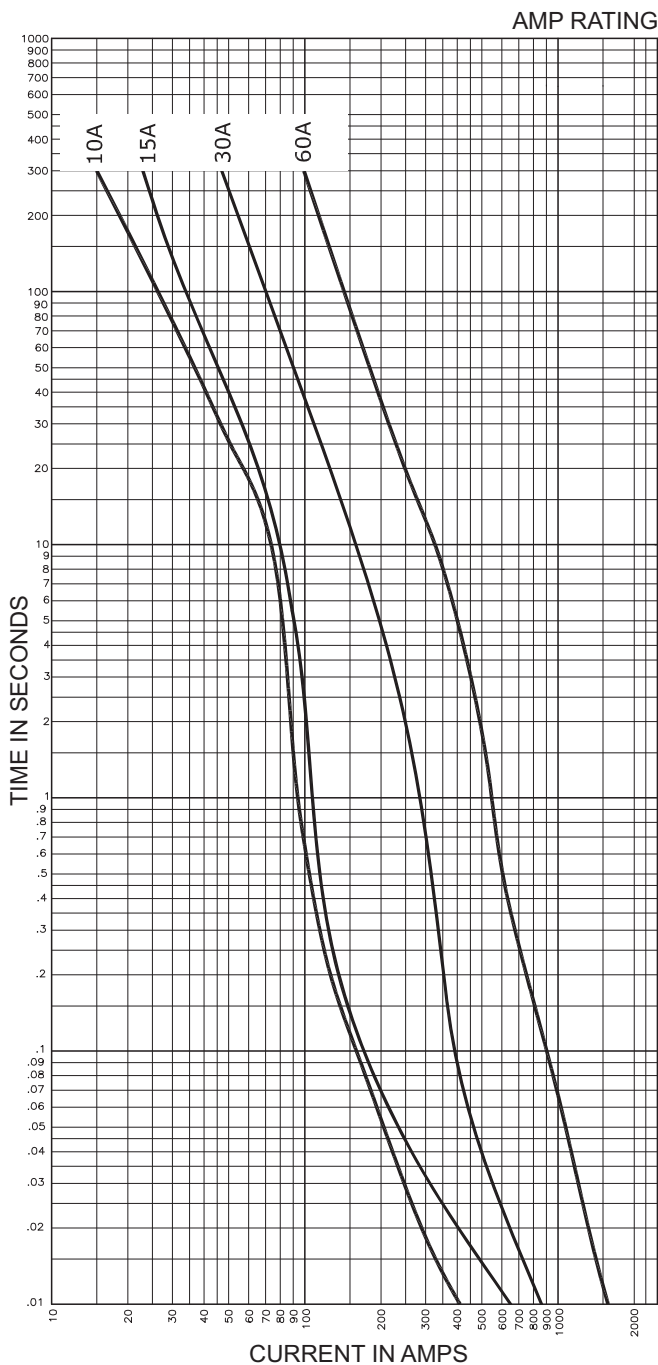
1/10 to 8 Amps



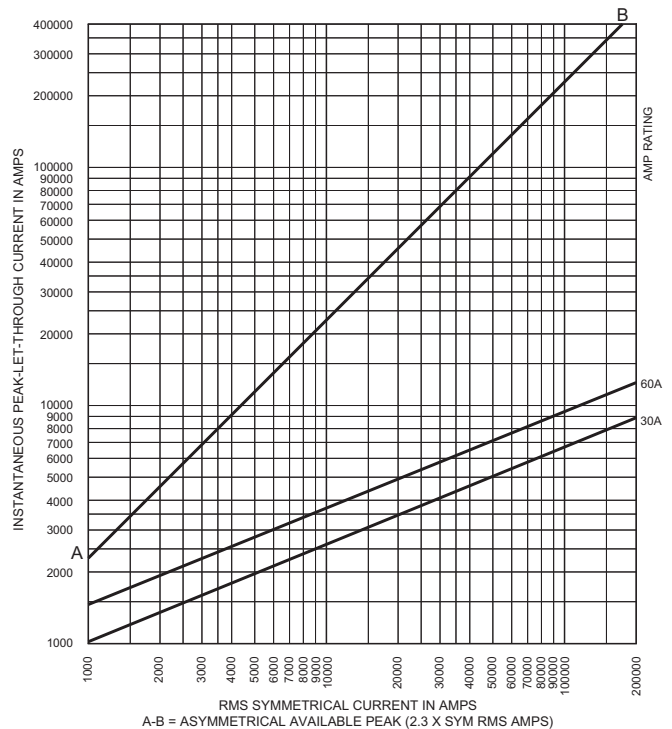
FRS-R – 600Vac/300Vdc, 1/10-60A, Dual Element, Time-Delay Fuses

Time-Current Curves - Average Melt

10 to 60 Amps



Current-Limitation Curves



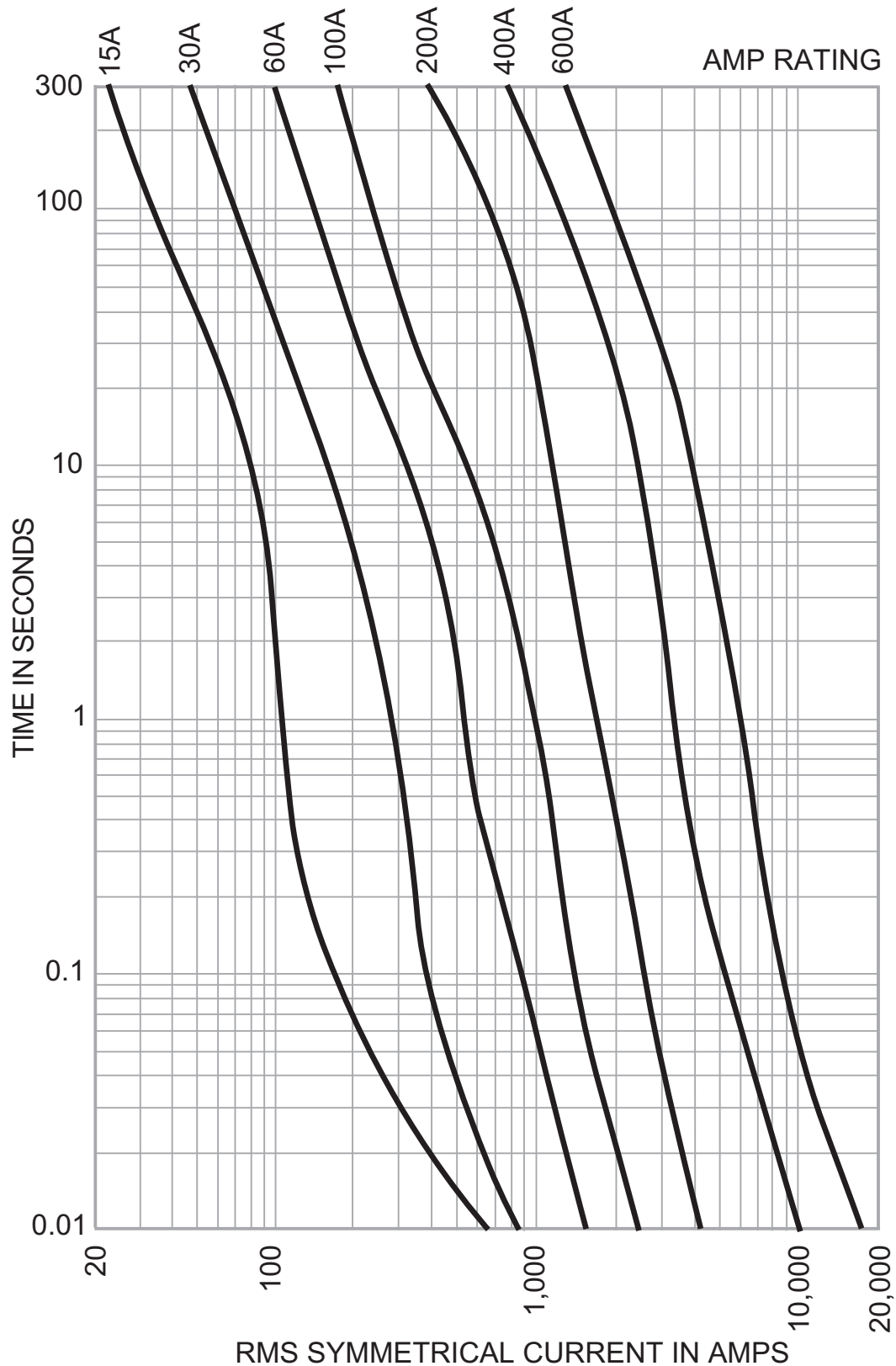
Current-Limiting Effects

Prop. S.C.C.	Let-Through Current (Apparent RMS Symmetrical Vs. Fuse Rating)	
	30A	60A
—	30A	60A
5000	1000	1000
10,000	1000	2000
15,000	1000	2000
20,000	2000	2000
25,000	2000	2000
30,000	2000	3000
35,000	2000	3000
40,000	2000	3000
50,000	2000	3000
60,000	2000	3000
70,000	3000	4000
80,000	3000	4000
90,000	3000	4000
100,000	3000	4000
150,000	3000	5000
200,000	4000	6000

The only controlled copy of this Data Sheet is the electronic read-only version located on the Bussmann Network Drive. All other copies of this document are by definition uncontrolled. This bulletin is intended to clearly present comprehensive product data and provide technical information that will help the end user with design applications. Bussmann reserves the right, without notice, to change design or construction of any products and to discontinue or limit distribution of any products. Bussmann also reserves the right to change or update, without notice, any technical information contained in this bulletin. Once a product has been selected, it should be tested by the user in all possible applications.

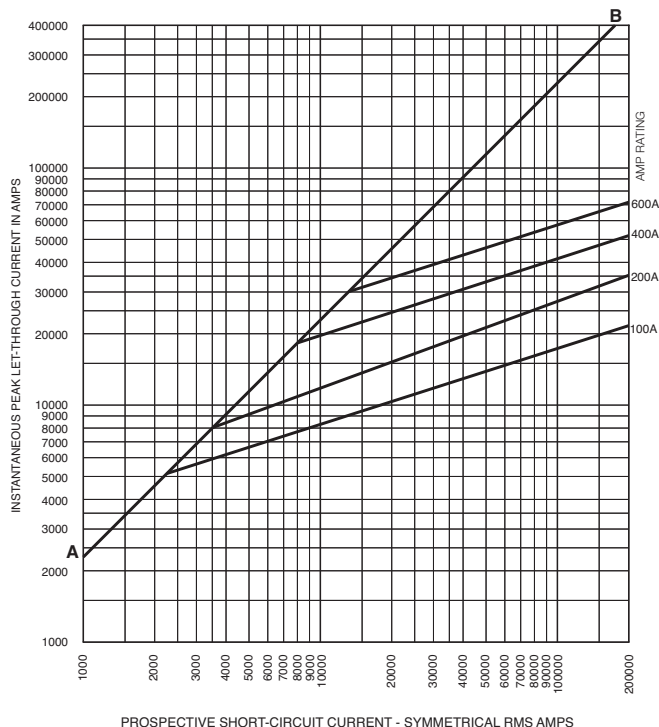
FRS-R – 600Vac/300Vdc, 65-600A, Dual Element, Time-Delay Fuses

Time-Current Curves - Average Melt



FRS-R – 600Vac/300Vdc, 65-600A, Dual Element, Time-Delay Fuses

Current-Limitation Curves



Current-Limiting Effects

Prosp. S.C.C.	Let-Through Current (Apparent RMS Symmetrical Vs. Fuse Rating)			
	100A	200A	400A	600A
5000	3000	4000	5000	5000
10,000	4000	5000	9000	10,000
15,000	4000	6000	10,000	14,000
20,000	5000	7000	11,000	15,000
25,000	5000	7000	12,000	17,000
30,000	5000	8000	13,000	18,000
35,000	5000	8000	13,000	18,000
40,000	6000	9000	14,000	19,000
50,000	6000	9000	14,000	20,000
60,000	6000	10,000	15,000	22,000
70,000	7000	11,000	17,000	23,000
80,000	7000	12,000	17,000	23,000
90,000	7000	12,000	17,000	24,000
100,000	8000	13,000	18,000	25,000
150,000	9000	14,000	21,000	27,000
200,000	9000	16,000	23,000	32,000

The only controlled copy of this Data Sheet is the electronic read-only version located on the Cooper Bussmann Network Drive. All other copies of this document are by definition uncontrolled. This bulletin is intended to clearly present comprehensive product data and provide technical information that will help the end user with design applications. Cooper Bussmann reserves the right, without notice, to change design or construction of any products and to discontinue or limit distribution of any products. Cooper Bussmann also reserves the right to change or update, without notice, any technical information contained in this bulletin. Once a product has been selected, it should be tested by the user in all possible applications.